

MGEL/CS/NSE/2023-24/43

Date: 06th November, 2023

To,
Listing Compliance Department,
National Stock Exchange of India Limited
Exchange Plaza, C-1, Block-G,
Bandra Kurla Complex, Bandra,
Mumbai-400 051, Maharashtra.

Company Symbol: MGEL (EQ), ISIN: INE0APB01024.

Subject: Submission of Standalone and Consolidated Unaudited Financial Results of the Company for the Quarter and half year ended on September 30, 2023 along with Limited Review Reports issued by Statutory Auditors of the Company.

Dear Sir/Madam,

With reference to captioned subject and pursuant to Regulation 33 of SEBI (Listing Obligations and Disclosure Requirements) Regulations, 2015, please find enclosed herewith Standalone and Consolidated Unaudited Financial Results of the Company for the Quarter and half year ended on September 30, 2023 along with Limited Review Reports issued by Statutory Auditors.

Kindly take this information on your record.

Thanking You.

Yours Faithfully,

For, Mangalam Global Enterprise Limited

Dashang M. Khatri

Dashang M. Khatri
Company Secretary & Compliance Officer
Mem. No. A47946



Mangalam Global Enterprise Limited

CIN: L24224GJ2010PLC062434

Regd. Office: 101, Mangalam Corporate House, 42, Shrimali Society, Netaji Marg, Mithakhali, Navrangpura, Ahmedabad-380009, Gujarat (INDIA)
Tel: +91 79 61615000 (10 Lines) E mail: info@groupmangalam.com; Website: www.groupmangalam.com;

MANGALAM GLOBAL ENTERPRISE LIMITED

CIN : L24224GJ2010PLC062434

Registered Office: 101, Mangalam Corporate House, 42, Shrimali Society, Netaji Marg, Mithakhali, Navrangpura, Ahmedabad-380009, Gujarat (India)
Email: info@groupmangalam.com Contact: +91 79 6161 5000 Website: www.groupmangalam.com

Standalone Financial Results for the quarter / half year ended 30-Sep-2023

(Rs. in Lakhs)

Sr. No.	Particulars	Quarter ended			Half year ended		Year ended
		30-Sep-2023	30-Jun-2023	30-Sep-2022	30-Sep-2023	30-Sep-2022	31-Mar-2023
		Unaudited	Unaudited	Unaudited	Unaudited	Unaudited	Audited
I	Income						
	a) Revenue from Operations	41,196.81	28,520.99	17,497.74	69,717.80	41,777.09	1,22,584.78
	b) Other Income	470.92	250.08	239.52	721.01	319.52	559.04
	Total Income	41,667.73	28,771.07	17,737.26	70,438.81	42,096.61	1,23,143.82
II	Expenses						
	a) Cost of Materials Consumed	17,172.18	19,717.81	2,654.67	36,889.99	14,536.87	51,151.81
	b) Purchase of stock-in-trade	26,876.95	6,600.54	12,670.84	33,477.49	24,021.80	62,401.66
	c) Changes in inventories of finished goods, work-in-progress and stock-in-trade	(4,500.49)	128.77	944.01	(4,371.72)	696.66	1,064.19
	d) Employee benefit expense	158.09	199.65	161.34	357.74	321.08	690.77
	e) Finance Costs	628.77	641.05	291.32	1,269.82	540.28	1,213.78
	f) Depreciation and amortisation expense	88.77	92.98	72.97	181.75	144.70	302.50
	g) Other Expenses	1,099.27	998.82	553.35	2,098.09	1,819.54	4,823.85
	Total Expenses	41,523.55	28,379.61	17,348.50	69,903.16	42,080.93	1,21,648.56
III	Profit / (Loss) before exceptional item & tax (I-II)	144.18	391.46	388.76	535.65	15.68	1,495.26
IV	Exceptional items	-	-	-	-	-	-
V	Profit / (Loss) before tax (after exceptional items) (III-IV)	144.18	391.46	388.76	535.65	15.68	1,495.26
VI	Tax Expense						
	a) Current Tax	-	-	33.51	-	33.51	-
	b) Deferred tax charge / (credit)	119.59	(13.78)	67.70	105.81	(25.86)	300.17
	c) Income Tax (prior period)	-	-	-	-	-	5.32
	Total Tax Expense	119.59	(13.78)	101.21	105.81	7.65	305.49
VII	Net Profit / (Loss) after tax for the period (V-VI)	24.59	405.24	287.55	429.84	8.03	1,189.77
VIII	Other comprehensive income / (loss)						
	a) Items that will not be reclassified to profit & loss	6.96	24.77	5.29	31.72	17.11	5.09
	Income tax relating to items that will not be reclassified to profit & loss	(1.75)	(6.23)	(1.33)	(7.98)	(4.31)	(1.28)
	b) Items that will be reclassified to profit & loss	0.02	(0.17)	2.47	(0.16)	(6.15)	(4.52)
	Income tax relating to items that will be reclassified to profit & loss	(0.04)	0.04	0.56	0.01	1.55	1.14
	Total other comprehensive income / (loss) (after tax)	5.19	18.40	6.99	23.59	8.20	0.43
IX	Total comprehensive income / (loss) after tax for the period (VII + VIII)	29.78	423.64	294.54	453.43	16.23	1,190.20
X	Paid-up equity share capital (Face Value of Rs.2 each)	2,883.61	2,883.61	2,602.36	2,883.61	2,602.36	2,771.11
XI	Other equity						8,357.25
XII	Earnings per share (Not Annualised)						
	Basic (In Rs.)	0.02	0.28	0.22	0.30	0.01	0.89
	Diluted (In Rs.)	0.02	0.28	0.21	0.30	0.01	0.84

See Accompanying Notes to the Financial Results



MANGALAM GLOBAL ENTERPRISE LIMITED

CIN : L24224GJ2010PLC062434

Registered Office: 101, Mangalam Corporate House, 42, Shrimali Society, Netaji Marg, Mithakhali, Navrangpura, Ahmedabad-380009, Gujarat (India)

Email: info@groupmangalam.com Contact: +91 79 6161 5000 Website: www.groupmangalam.com

Standalone Balance Sheet as at 30-Sep-2023

(Rs. in Lakhs)

Sr. No.	Particulars	As at 30-Sep-2023	As at 31-Mar-2023
		Unaudited	Audited
I	Assets		
A	Non-Current Assets		
	a) Property Plant & Equipment	4,815.39	3,958.82
	b) Right Of Use Asset	242.58	1,704.34
	c) Intangible Assets	5.80	7.37
	d) Capital Work-In-Progress	-	1,030.54
	e) Financial Assets		
	- Investments	1,406.65	1,396.52
	- Other Financial Assets	15.76	113.93
	f) Other Tax Assets (Net)	187.52	123.13
	g) Deferred Tax Assets (Net)	1,608.74	1,722.52
	h) Other Non-Current Assets	51.46	53.60
	Total Non-Current Assets	8,333.89	10,110.78
B	Current Assets		
	a) Inventories	8,131.69	6,893.83
	b) Financial Assets		
	- Trade Receivables	17,800.13	16,168.04
	- Cash And Cash Equivalents	4.99	6.02
	- Bank Balances Other than Cash And Cash Equivalents	410.75	402.17
	- Loans	268.06	257.55
	- Other Financial Assets	53.08	77.00
	c) Other Current Assets	4,832.78	4,393.64
	Total Current Assets	31,501.48	28,198.25
	Total Assets	39,835.37	38,309.03
II	Equity And Liabilities		
1	Equity		
	a) Equity Share Capital	2,883.61	2,771.11
	b) Other Equity	9,108.09	8,357.25
	Total Equity	11,991.71	11,128.36
2	Liabilities		
A	Non-Current Liabilities		
	a) Financial Liabilities		
	- Long Term Borrowings	1,840.52	1,978.92
	- Lease Liabilities	42.86	1,412.45
	- Other Financial Liabilities	14.20	14.20
	b) Long Term Provisions	38.84	49.78
	Total Non-Current Liabilities	1,936.42	3,455.34
B	Current Liabilities		
	a) Financial Liabilities		
	- Short Term Borrowings	19,160.27	20,275.41
	- Lease Liabilities	15.52	148.84
	- Trade Payables:		
	(I) Total Outstanding Dues Of Micro Enterprise And Small Enterprise	174.46	14.00
	(II) Total Outstanding Dues Of Creditors Other than Micro Enterprise And Small Enterprise	5,094.54	2,977.17
	- Other Financial Liabilities	1,244.80	114.41
	b) Short Term Provisions	217.64	195.51
	Total Current Liabilities	25,907.24	23,725.33
	Total Liabilities	27,843.66	27,180.67
	Total Equity And Liabilities	39,835.37	38,309.03

See Accompanying Notes To The Financial Results



MANGALAM GLOBAL ENTERPRISE LIMITED

CIN : L24224GJ2010PLC062434

Registered Office: 101, Mangalam Corporate House, 42, Shrimali Society, Netaji Marg, Mithakhali, Navrangpura, Ahmedabad-380009, Gujarat (India)

Email: info@groupmangalam.com Contact: +91 79 6161 5000 Website: www.groupmangalam.com

Standalone Cash Flow Statement for the half year ended on 30-Sep-2023

(Rs. in Lakhs)

Sr. No.	Particulars	For the half year ended	
		30-Sep-2023	30-Sep-2022
		Unaudited	Unaudited
A.	Cash Flow From Operating Activities		
	Net Profit / (Loss) Tax	535.65	15.68
	Adjustments For:		
	Depreciation on Property Plant and Equipment and Intangible Assets	88.70	34.69
	Depreciation on ROU Assets	93.05	110.02
	Dividend Income	(0.37)	(0.18)
	Interest Income	(29.35)	(50.62)
	Finance Costs	1,269.82	533.67
	Non-Cash Items	(181.62)	2.62
	(Gain) / Loss on Sale of Investments (Net)	(3.68)	(3.46)
	Unrealised Foreign Exchange (Gain)/Loss (Net)	-	28.68
	Allowance for Doubtful Debts	75.28	76.53
	Operating Profit / (Loss) Before Working Capital Changes	1,847.48	747.63
	Changes In Working Capital:		
	(a) Adjustments for Decrease / (Increase) in Operating Assets:		
	(i) Trade Receivables	(1,707.37)	(2,138.27)
	(ii) Inventories	(1,237.85)	6,733.12
	(iii) Other Financial Assets	223.42	(377.41)
	(iv) Other Non-Current assets	-	(0.71)
	(v) Other Current assets	(439.24)	(3,059.56)
	(b) Adjustments for Increase / (Decrease) in Operating Liabilities:		
	(i) Trade Payables	2,277.83	(3,215.93)
	(ii) Provisions	53.06	13.15
	(iii) Other Liabilities	1,132.74	(753.60)
	Cash Generated from Operations	2,150.07	(2,051.58)
	Income Taxes Paid (Net Of Refunds)	(64.38)	(15.33)
	Net Cash Flow from / (Utilised In) Operating Activities (A)	2,085.69	(2,066.91)
B.	Cash Flow From Investing Activities		
	Payments for Purchase and Construction of CWIP, Property, Plant & Equipment, Including Capital Advances	98.02	(2,076.30)
	(Increase)/Decrease in Long-Term Investments in Subsidiaries / Contribution in LLP	-	396.00
	(Increase)/Decrease in Investment in Mutual Funds	(6.45)	(1.71)
	Loans to Others	(10.50)	-
	Interest Received	25.06	45.96
	Bank Balances Not Considered as Cash and Cash Equivalents	(8.58)	(106.73)
	Dividend Received	0.37	0.18
	Net Cash Flow from / (Used In) Investing Activities (B)	97.92	(1,745.60)
C.	Cash Flow From Financing Activities		
	Proceeds from Issue of Equity Shares, Securities Premium & Convertible Equity Warrants	438.75	-
	Increase / (Decrease) in Long Term Borrowings	(58.21)	828.46
	Increase / (Decrease) in Short Term Borrowings	(1,196.27)	3,673.95
	Payment of Lease Liability	(124.63)	(147.00)
	Payment of Dividend	(28.84)	(84.18)
	Interest Paid / Finance Cost	(1,215.44)	(448.51)
	Net Cash Flow from / (Used In) Financing Activities (C)	(2,184.64)	3,822.72
D.	Net Increase / (Decrease) in Cash and Cash Equivalents (A+B+C)	(1.03)	10.21
E.	Opening Balance of Cash and Cash Equivalents	6.02	6.55
F.	Less: Foreign Exchange (Loss) / Gain on Foreign Currency Cash and Cash Equivalents	-	-
G.	Closing Balance of Cash and Cash Equivalents	4.99	16.76
1	Reconciliation of Cash and Cash Equivalents with the Balance Sheet:		
	Cash and Cash Equivalents Includes	4.99	16.76
	(A) Cash on Hand	4.50	16.39
	(B) Balances with Banks		
	(i) In Current Accounts	0.49	0.37
	(ii) In Fixed Deposit Accounts	-	-
	(iii) In Cash Credit / Bank Overdraft Accounts	-	-
2	The Standalone Statement of Cash Flows has been Prepared in Accordance with the Indirect Method as Set Out in the Indian Accounting Standard (Ind As) - 7 - 'Statement of Cash Flows'.		





MANGALAM GLOBAL ENTERPRISE LIMITED

CIN: L24224GJ2010PLC062434

Registered Office: 101, Mangalam Corporate House, 42, Shrimali Society, Netaji Marg, Mithakhali, Navrangpura, Ahmedabad-380009, Gujarat (India)

Email: info@groupmangalam.com Contact: +91 79 6161 5000 Website: www.groupmangalam.com

Notes to statement of unaudited standalone financial results for the quarter and half year ended 30th September, 2023:

1. The above Unaudited Standalone Financial Results of Mangalam Global Enterprise Limited (the company) for the quarter and half year ended on 30th September, 2023 were reviewed and recommended by the Audit committee and approved by the Board of Directors, at their respective meeting held on 06th November, 2023. These results have been reviewed by the Statutory Auditors of the company in terms of Regulation 33 of the Securities and Exchange Board of India (Listing Obligations and Disclosure Requirements) Regulation, 2015 (LODR) (as amended).
2. The above Standalone Financial Results are prepared in accordance with the Indian Accounting Standards ("Ind AS") prescribed under Section 133 of the Companies Act, 2013 read with the Companies (Indian Accounting Standard) Rules, 2015 (as amended) and other recognized accounting practices and policies to the extent applicable.
3. Standalone statement of assets and liability for the half year ended as at on 30th September, 2023 is forming a part of this results.
4. Standalone statement of Cash flow for the quarter ended on 30th September, 2023 is forming a part of this results.
5. The Board of Directors of the Company, on 15th May, 2023, had recommended a dividend of Re. 0.02/- (Two Paise only) per share for the financial year ended 31st March 2023, which had been approved by the shareholders in the 13th Annual General Meeting held on 24th August, 2023. Accordingly, Rs. 28.84 Lakhs (Rs. 26.27 Lakhs net of TDS) were appropriated as distribution of dividend to equity shareholders during the half year ended on 30th September 2023.
6. Due to non-sustainability of business operations at Bundi, manufacturing activities were reduced from 7th June, 2023 and were almost closed since August, 2023. Hence, in the best interest of the company, the Management had handed over the leased premises of Bundi Manufacturing unit to lessor w.e.f. 15th August, 2023.
7. The Company is mainly engaged in Agro based Commodities and which is considered as only reportable primary business segment as per Indian Accounting Standard "Operating Segment" (Ind AS - 108). As such, no separate disclosure for Segment Reporting is made.
8. The status of investor's complaints of the company during the quarter ended on 30th September, 2023 are as under:

Complaints Pending at the beginning of the period (i.e. 01 st July, 2023)	NIL
Complaints received during the period (i.e. during 01 st July, 2023 to 30 th September, 2023)	NIL
Complaints Disposed of during the period (i.e. during 01 st July, 2023 to 30 th September, 2023)	NIL
Complaints unresolved at the end of the period (i.e. 30 th September, 2023)	NIL





MANGALAM GLOBAL ENTERPRISE LIMITED

CIN: L24224GJ2010PLC062434

Registered Office: 101, Mangalam Corporate House, 42, Shrimali Society, Netaji Marg, Mithakhali,
Navrangpura, Ahmedabad-380009, Gujarat (India)


Email: info@groupmangalam.com Contact: +91 79 6161 5000 Website: www.groupmangalam.com

9. The standalone financial results are available at the company's website www.groupmangalam.com and on the website of the stock exchange www.nseindia.com.
10. Previous year's/ period's figures have been regrouped/ rearranged/ reclassified wherever considered necessary.

For, Mangalam Global Enterprise Limited

Place: Ahmedabad
Date: 06th November, 2023




Vipin Prakash Mangal
(Chairman)
DIN: 02825511



Keyur Shah & Co.
CHARTERED ACCOUNTANTS

CA Keyur Shah

FCA, B.Com, ISA,
FAFP Certified

Independent Auditor's Limited Review Report on the Quarter Unaudited Standalone Financial Results of the Mangalam Global Enterprise Limited, for the quarter ended 30 September 2023 pursuant to Regulation 33 of Securities and Exchange Board of India (Listing Obligations and Disclosure Requirements) Regulations, 2015.

To,

The Board of Directors of,

MANGALAM GLOBAL ENTERPRISE LIMITED

We have reviewed the accompanying the statement of unaudited Standalone financial results of **Mangalam Global Enterprise Limited** for the Quarter ended **September 30, 2023** attached herewith, being submitted by the company pursuant to Regulation 33 of Securities and Exchange Board of India (Listing Obligations and Disclosure Requirements) Regulations, 2015.

This Statement, which is the responsibility of the Company Management and approved by the Company Board of Directors, has been prepared in accordance with the recognition and measurement principles laid down in Indian Accounting Standard 34 (Ind AS 34) "Interim Financial Reporting", prescribed under Section 133 of the Companies Act, 2013, and other accounting principles generally accepted in India. Our responsibility is to express a conclusion on the Statement based on our review.

We conducted our review in accordance with the Standard on Review Engagement (SRE) 2410 "Review of Interim Financial Information performed by the independent Auditor of the Entity", issued by the institute of Chartered Accountants of India. This standard requires that we plan and perform the review to obtain moderate assurance as to whether the financial statements are free of material misstatement. A review is limited primary to inquire of company personnel and analytical procedures applied to financial data and thus provides less assurance than an audit and consequently does not enable us to obtain assurance that we would become aware of all significant matters that might be identified in an audit. Accordingly, we have not performed an audit and accordingly, we do not express an audit opinion.



Based on our review conducted as stated above, nothing has come to our attention that causes us to believe that the accompanying statement of unaudited Standalone financial results prepared in accordance with applicable Indian Accounting standard ("Ind AS") and other recognized accounting practices and policies as amended, read with relevant rules issued thereunder and other accounting principles generally accepted in India, has not disclosed the information required to be disclosed in terms of Regulation 33 of the SEBI (Listing Obligations and Disclosure Requirements) Regulations, 2015 including the manner in which it is to be disclosed, or that it contains any material misstatement.

For, Keyur Shah & Co.

Chartered Accountants

F.R.No. 141173W



Keyur Shah

Proprietor

M. No. 153774

UDIN: -23153774BGWMBB6759



Date: - 6th November 2023

Place: - Ahmedabad

MANGALAM GLOBAL ENTERPRISE LIMITED

CIN : L24224GJ2010PLC062434

Registered Office: 101, Mangalam Corporate House, 42, Shrimali Society, Netaji Marg, Mithakhali, Navrangpura, Ahmedabad-380009, Gujarat (India) Email: info@groupmangalam.com
Contact: +91 79 6161 5000 Website: www.groupmangalam.com

Consolidated Financial Results for the quarter / half year ended 30-Sep-2023

(Rs. in Lakhs)

Sr. No.	Particulars	Quarter ended			Half year ended		Year ended
		30-Sep-2023	30-Jun-2023	30-Sep-2022	30-Sep-2023	30-Sep-2022	31-Mar-2023
		Unaudited	Unaudited	Unaudited	Unaudited	Unaudited	Audited
I	Income						
	a) Revenue from operations	44,040.42	32,395.59	22,932.38	76,436.01	51,864.14	1,42,519.58
	b) Other income	556.40	243.39	226.77	799.80	297.28	524.45
	Total Income	44,596.82	32,638.98	23,159.15	77,235.81	52,161.42	1,43,044.03
II	Expenses						
	a) Cost of materials consumed	17,172.18	19,717.81	2,654.67	36,889.99	14,536.87	51,151.81
	b) Purchase of stock-in-trade	29,669.75	10,416.60	17,951.74	40,086.35	33,775.46	81,813.72
	c) Changes in inventories of finished goods, work-in-progress and stock-in-trade	(4,500.49)	128.77	944.01	(4,371.72)	696.66	1,064.19
	d) Employee benefit expense	172.95	214.43	172.91	387.38	341.98	738.91
	e) Finance costs	676.58	654.54	327.16	1,331.13	597.21	1,378.80
	f) Depreciation and amortisation expense	93.30	97.21	74.38	190.51	146.15	312.44
	g) Other expenses	1,098.29	964.81	491.03	2,063.09	1,909.09	4,921.91
	Total Expenses	44,382.57	32,194.17	22,615.90	76,576.74	52,003.41	1,41,381.78
III	Profit / (Loss) before exceptional item & tax (I-II)	214.25	444.81	543.25	659.07	158.01	1,662.25
IV	Exceptional items	-	-	-	-	(51.28)	(55.29)
V	Profit / (Loss) before tax (after exceptional items) (III+IV)	214.25	444.81	543.25	659.07	106.73	1,606.96
VI	Tax Expense						
	a) Current tax	-	-	33.51	-	33.51	31.81
	b) Deferred tax charge / (credit)	119.59	(13.78)	67.70	105.81	(25.86)	300.17
	c) Income tax (prior period)	-	-	0.02	-	0.02	5.34
	Total Tax Expense	119.59	(13.78)	101.23	105.81	7.67	337.32
VII	Net Profit / (Loss) after tax for the period (V-VI)	94.66	458.59	442.02	553.26	99.06	1,269.64
VIII	Other comprehensive income / (loss)						
	a) Items that will not be reclassified to profit & loss	6.96	24.77	79.93	31.72	139.91	5.09
	Income tax relating to items that will not be reclassified to profit & loss	(1.75)	(6.23)	(1.33)	(7.98)	(4.31)	(1.28)
	b) Items that will be reclassified to profit & loss	(138.30)	145.52	2.47	7.22	(6.15)	139.80
	Income tax relating to items that will be reclassified to profit & loss	(0.04)	0.04	0.56	0.01	1.55	1.14
	Total other comprehensive income / (loss) (after tax)	(133.13)	164.09	81.63	30.96	131.00	144.75
IX	Total comprehensive income / (loss) after tax for the period (VII + VIII)	(38.47)	622.68	523.65	584.22	230.06	1,414.39
X	Net Profit / (Loss) After Tax for the Period Attributable to:						
	- Owners of the Company	94.66	458.59	442.02	553.26	99.06	1,269.64
	- Non-Controlling Interests	-	-	-	-	-	-
XI	Total Other Comprehensive Income / (Expense) Attributable to:						
	- Owners of the Company	(133.13)	164.09	81.63	30.96	131.00	144.75
	- Non-Controlling Interests	-	-	-	-	-	-
XII	Total Comprehensive Income / (Expense) for the Period Attributable to:						
	- Owners of the Company	(38.47)	622.68	523.65	584.22	230.06	1,414.39
	- Non-Controlling Interests	-	-	-	-	-	-
XIII	Paid-up equity share capital (Face Value of Rs.2 each)	2,883.61	2,883.61	2,602.36	2,883.61	2,602.36	2,771.11
XI	Other equity						8,670.56
XII	Earnings per share (Not Annualised)						
	Basic (In Rs.)	0.07	0.32	0.34	0.39	0.08	0.98
	Diluted (In Rs.)	0.07	0.32	0.31	0.39	0.07	0.90

See Accompanying Notes to the Financial Results



MANGALAM GLOBAL ENTERPRISE LIMITED

CIN : L24224GJ2010PLC062434

Registered Office: 101, Mangalam Corporate House, 42, Shrimali Society, Netaji Marg, Mithakhali, Navrangpura, Ahmedabad-380009, Gujarat (India) Email: info@groupmangalam.com Contact: +91 79 6161 5000 Website: www.groupmangalam.com

Consolidated Balance Sheet as at 30-Sep-2023

(Rs. in Lakhs)

Sr. No.	Particulars	As at 30-Sep-2023	As at 31-Mar-2023
		Unaudited	Audited
I	Assets		
A	Non-Current Assets		
	a) Property Plant & Equipment	5,601.42	4,745.42
	b) Right Of Use Asset	242.58	1,704.34
	c) Intangible Assets	5.80	7.37
	d) Capital Work-In-Progress	-	1,030.54
	e) Financial Assets		
	- Investments	315.73	305.60
	- Other Financial Assets	16.05	119.05
	f) Other Tax Assets (Net)	187.52	91.34
	g) Deferred Tax Assets (Net)	1,608.59	1,722.38
	h) Other Non-Current Assets	51.58	53.72
	Total Non-Current Assets	8,029.27	9,779.76
B	Current Assets		
	a) Inventories	8,131.69	6,893.83
	b) Financial Assets		
	- Trade Receivables	19,650.52	20,969.31
	- Cash And Cash Equivalents	212.71	258.55
	- Bank Balances Other than Cash And Cash Equivalents	907.79	883.75
	- Loans	268.06	257.56
	- Other Financial Assets	53.08	77.00
	c) Other Current Assets	6,313.00	4,796.80
	Total Current Assets	35,536.85	34,136.80
	Total Assets	43,566.12	43,916.56
II	Equity And Liabilities		
1	Equity		
	a) Equity Share Capital	2,883.61	2,771.11
	b) Other Equity - Attributable to owners of the Company	9,552.81	8,670.56
	c) Non-Controlling Interest	-	-
	Total Equity	12,436.43	11,441.67
2	Liabilities		
A	Non-Current Liabilities		
	a) Financial Liabilities		
	- Long Term Borrowings	1,840.52	1,632.23
	- Lease Liabilities	42.86	1,412.45
	- Other Financial Liabilities	14.20	14.20
	b) Long Term Provisions	38.84	49.78
	Total Non-Current Liabilities	1,936.42	3,108.66
B	Current Liabilities		
	a) Financial Liabilities		
	- Short Term Borrowings	21,413.63	22,198.62
	- Lease Liabilities	15.52	148.84
	- Trade Payables:		
	(I) Total Outstanding Dues Of Micro Enterprise And Small Enterprise	174.46	14.00
	(II) Total Outstanding Dues Of Creditors Other than Micro Enterprise And Small Enterprise	5,960.89	6,616.15
	- Other Financial Liabilities	1,400.28	138.64
	b) Short Term Provisions	228.49	249.98
	Total Current Liabilities	29,193.27	29,366.23
	Total Liabilities	31,129.69	32,474.89
	Total Equity And Liabilities	43,566.12	43,916.56

See Accompanying Notes to the Financial Results



MANGALAM GLOBAL ENTERPRISE LIMITED

CIN : L24224GJ2010PLC062434

Registered Office: 101, Mangalam Corporate House, 42, Shrimali Society, Netaji Marg, Mithakhali, Navrangpura, Ahmedabad-380009, Gujarat (India) Email: info@groupmangalam.com Contact: +91 79 6161 5000 Website: www.groupmangalam.com

Consolidated Cash Flow Statement for the half year ended on 30-Sep-2023

(Rs. in Lakhs)

Sr. No.	Particulars	For the half year ended	
		30-Sep-2023	30-Sep-2022
		Unaudited	Unaudited
A.	Cash Flow From Operating Activities		
	Net Profit / (Loss) Tax	659.06	158.01
	Adjustments For:		
	Depreciation on Property Plant and Equipment and Intangible Assets	97.47	36.13
	Depreciation on ROU Assets	93.05	110.02
	Dividend Income	(0.37)	(0.18)
	Interest Income	(39.80)	(54.00)
	Finance Costs	1,331.13	590.60
	Non-Cash Items	(181.00)	2.63
	(Gain) / Loss on Sale of Property, Plant and Equipments (Net)	77.02	-
	(Gain) / Loss on Sale of Investments (Net)	(3.68)	(54.74)
	Unrealised Foreign Exchange (Gain)/Loss (Net)	-	28.68
	(Increase) / Decrease in Foreign Currency Translation Reserve (Net)	-	135.60
	Allowance for Doubtful Debts	8.28	64.69
	Operating Profit / (Loss) Before Working Capital Changes	2,041.16	1,017.44
	Changes In Working Capital:		
	(a) Adjustments for Decrease / (Increase) in Operating Assets:		
	(i) Trade Receivables	1,310.51	(3,666.03)
	(ii) Inventories	(1,237.85)	6,742.33
	(iii) Other Financial Assets	228.24	(303.03)
	(iv) Other Non-Current assets	-	(1.71)
	(v) Other Current assets	(1,516.30)	(3,835.66)
	(b) Adjustments for Increase / (Decrease) in Operating Liabilities:		
	(i) Trade Payables	(494.81)	(2,168.69)
	(ii) Provisions	9.43	(3.96)
	(iii) Other Liabilities	1,271.37	(773.00)
	Cash Generated from Operations	1,611.75	(2,992.31)
	Income Taxes Paid (Net Of Refunds)	(96.17)	(19.21)
	Net Cash Flow from / (Utilised In) Operating Activities (A)	1,515.58	(3,011.52)
B.	Cash Flow From Investing Activities		
	Payments for Purchase and Construction of CWIP, Property, Plant & Equipment, Including Capital Advances	89.82	(2,592.79)
	Proceeds from Sale of Property, Plant & Equipment	(77.02)	-
	(Increase)/Decrease in Long-Term Investments in Subsidiaries / Contribution in LLP	-	51.28
	Loss Distributed from Subsidiary (LLP)	-	(55.54)
	(Increase)/Decrease in Investment in Mutual Funds	(6.45)	(4.71)
	Loans to Others	(10.50)	-
	Interest Received	35.52	49.34
	Bank Balances Not Considered as Cash and Cash Equivalents	(24.04)	578.80
	Dividend Received	0.37	0.18
	Net Cash Flow from / (Used In) Investing Activities (B)	7.70	(1,973.45)
C.	Cash Flow From Financing Activities		
	Proceeds from Issue of Equity Shares, Securities Premium & Convertible Equity Warrants	430.75	-
	Increase / (Decrease) in Long Term Borrowings	288.47	821.92
	Increase / (Decrease) in Short Term Borrowings	(866.12)	4,902.81
	Payment of Lease Liability	(124.63)	(147.00)
	Payment of Dividend	(28.84)	(84.18)
	Interest Paid / Finance Cost	(1,276.75)	(505.44)
	Net Cash Flow from / (Used In) Financing Activities (C)	(1,569.12)	4,988.11
D.	Net Increase / (Decrease) in Cash and Cash Equivalents (A+B+C)	(45.84)	3.14
E.	Opening Balance of Cash and Cash Equivalents	258.55	179.73
F.	Less: Foreign Exchange (Loss) / Gain on Foreign Currency Cash and Cash Equivalents	-	-
G.	Closing Balance of Cash and Cash Equivalents	212.71	182.87
1	Reconciliation of Cash and Cash Equivalents with the Balance Sheet:		
	Cash and Cash Equivalents Includes	212.71	182.87
	(a) Cash on Hand	4.50	16.67
	(b) Balances with Banks		
	(i) In Current Accounts	208.21	166.20
	(ii) In Fixed Deposit Accounts	-	-
	(iii) In Cash Credit / Bank Overdraft Accounts	-	-
2	The Standalone Statement of Cash Flows has been Prepared in Accordance with the Indirect Method as Set Out in the Indian Accounting Standard (Ind As) - 7 - 'Statement of Cash Flows'.		





MANGALAM GLOBAL ENTERPRISE LIMITED

CIN: L24224GJ2010PLC062434

Registered Office: 101, Mangalam Corporate House, 42, Shrimali Society, Netaji Marg, Mithakhali, Navrangpura, Ahmedabad-380009, Gujarat (India)

Email: info@groupmangalam.com Contact: +91 79 6161 5000 Website: www.groupmangalam.com

Notes to statement of unaudited consolidated financial results for the quarter and half year ended 30th September, 2023:

1. The above Unaudited Consolidated Financial Results (Consolidated Statement) of Mangalam Global Enterprise Limited (the "Holding Company") and its subsidiaries (together referred as the "Group") for the quarter and half year ended on 30th September, 2023 were reviewed and recommended by the Audit committee and approved by the Board of Directors, at their respective meeting held on 06th November, 2023. These results have been reviewed by the Statutory Auditors of the company in terms of Regulation 33 of the Securities and Exchange Board of India (Listing Obligations and Disclosure Requirements) Regulation, 2015 (LODR) (as amended).

2. List of Entities Consolidated in the Statement:

Name of the Subsidiary Companies	Status
Mangalam Global (Singapore) Pte. Ltd.	Wholly Owned Subsidiary
Mangalam Global (UK) Limited (Refer Note No.4)	Wholly Owned Subsidiary

3. The above Consolidated Financial Results are prepared in accordance with the Indian Accounting Standards ("Ind AS") prescribed under section 133 of the Companies Act, 2013 read with the Companies (Indian Accounting Standard) Rules, 2015 (as amended).
4. Consolidated statement of assets and liability for the half year ended as at on 30th September, 2023 is forming a part of this results.
5. Consolidated statement of Cash flow for the half year ended on 30th September, 2023 is forming a part of this results.
6. Mangalam Global (UK) Limited (Wholly Owned Subsidiary) has applied for strike off during the quarter under review. Application for strike off is under process.
7. The Board of Directors of the parent company, on 15th May, 2023, had recommended a dividend of Re. 0.02/- (Two Paise only) per share for the financial year ended 31st March 2023, which had been approved by the shareholders in the 13th Annual General Meeting held on 24th August, 2023. Accordingly, Rs. 28.84 Lakhs (Rs. 26.27 Lakhs net of TDS) were appropriated as distribution of dividend to equity shareholders during the half year ended on 30th September 2023.
11. Due to non-sustainability of business operations at Bundi, manufacturing activities were reduced from 7th June, 2023 and were almost closed since August, 2023. Hence, in the best interest of the parent company, its Management had handed over the leased premises of Bundi Manufacturing unit to lessor w.e.f. 15th August, 2023.
8. Segment Reporting is attached herewith.





MANGALAM GLOBAL ENTERPRISE LIMITED

CIN: L24224GJ2010PLC062434

Registered Office: 101, Mangalam Corporate House, 42, Shrimali Society, Netaji Marg, Mithakhali, Navrangpura, Ahmedabad-380009, Gujarat (India)

Email: info@groupmangalam.com Contact: +91 79 6161 5000 Website: www.groupmangalam.com

9. The status of investor's complaints of the parent company, during the quarter ended on 30th September, 2023 are as under:


Complaints Pending at the beginning of the period (i.e. 01 st July, 2023)	NIL
Complaints received during the period (i.e. during 01 st July, 2023 to 30 th September, 2023)	NIL
Complaints Disposed of during the period (i.e. during 01 st July, 2023 to 30 th September, 2023)	NIL
Complaints unresolved at the end of the period (i.e. 30 th September, 2023)	NIL

10. The consolidated financial results are available at the company's website www.groupmangalam.com and on the website of the stock exchange www.nseindia.com.
11. Previous year's/ period's figures have been regrouped/ rearranged/ reclassified wherever considered necessary.

Place: Ahmedabad
Date: 06th November, 2023



For, Mangalam Global Enterprise Limited


Vipin Prakash Mangal
(Chairman)
DIN: 02825511

Mangalam Global Enterprise Limited

Consolidated Segment Reporting

(Rs. in Lakhs)

Sr. No	Segments	Quarter ended			Half year ended		Year ended
		30-Sep-2023	30-Jun-2023	30-Sep-2022	30-Sep-2023	30-Sep-2022	31-Mar-2023
		Unaudited	Unaudited	Unaudited	Unaudited	Unaudited	Audited
1	Segment Revenue						
	Indian Operations	41,196.81	28,520.99	17,497.74	69,717.80	41,777.08	1,22,584.78
	Foreign Operations	2,843.61	3,874.60	5,434.64	6,718.21	10,087.06	19,934.80
	Less: Inter Segment Revenue	-	-	-	-	-	-
	Total Segment Revenue (Revenue from Operations)	44,040.42	32,395.59	22,932.38	76,436.01	51,864.14	1,42,519.58
2	Segment Results						
	Indian Operations	144.18	391.46	388.76	535.65	(35.60)	1,439.97
	Foreign Operations	70.07	53.35	154.49	123.42	142.33	166.99
	Less: Inter Segment Revenue	-	-	-	-	-	-
	Total Segment Results (PBT)	214.25	444.81	543.25	659.07	106.73	1,606.96
3	Segment Assets						
	Indian Operations				39,835.37	24,448.74	38,309.03
	Foreign Operations				4,821.67	6,712.97	6,733.96
	Less: Inter Segment Assets				(1,090.92)	(1,176.51)	(1,126.43)
	Total Segment Assets				43,566.12	29,985.20	43,916.56
4	Segment Liabilities						
	Indian Operations				27,843.66	16,643.27	27,180.67
	Foreign Operations				3,286.03	5,324.36	5,329.82
	Less: Inter Segment Liabilities				-	(86.83)	(35.60)
	Total Segment Liabilities				31,129.69	21,880.80	32,474.89





Keyur Shah & Co.
CHARTERED ACCOUNTANTS

CA Keyur Shah

FCA, B.Com, ISA,
FAFP Certified

Independent Auditor's Limited Review Report on the Quarterly Unaudited Consolidated Financial Results of the Mangalam Global Enterprise Limited, for the Quarter ended 30 September 2023 pursuant to Regulation 33 of Securities and Exchange Board of India (Listing Obligations and Disclosure Requirements) Regulations, 2015.

To,
The Board of Directors of,
MANGALAM GLOBAL ENTERPRISE LIMITED

We have reviewed the accompanying Statement of Unaudited Consolidated Unaudited Financial Results of **Mangalam Global Enterprise Limited** ("the Parent") and its subsidiaries (the Parent and its subsidiaries together referred to as "the Group"), for the Quarter ended 30 September 2023 ("the Statement"), being submitted by the Parent pursuant to the requirement of Regulation 33 of the SEBI (Listing Obligations and Disclosure Requirements) Regulations, 2015, as amended.

This Statement, which is the responsibility of the Parent's Management and approved by the Parent's Board of Directors, has been prepared in accordance with the recognition and measurement principles laid down in Indian Accounting Standard 34 (Ind AS 34) "Interim Financial Reporting", prescribed under Section 133 of the Companies Act, 2013, and other accounting principles generally accepted in India. Our responsibility is to express a conclusion on the Statement based on our review.

We conducted our review of the Statement in accordance with the Standard on Review Engagements (SRE) 2410 "Review of Interim Financial Information Performed by the Independent Auditor of the Entity", issued by the Institute of Chartered Accountants of India. A review of interim financial information consists of making inquiries, primarily of persons responsible for financial and accounting matters, and applying analytical and other review procedures. A review is substantially less in scope than an audit conducted in accordance with Standards on Auditing and consequently does not enable us to obtain assurance that we would become aware of all significant matters that might be identified in an audit. Accordingly, we do not express an audit opinion. We also performed procedures in accordance with the circular issued by the SEBI under Regulation 33 (8) of the SEBI (Listing Obligations and Disclosure Requirements) Regulations, 2015, as amended, to the extent applicable.

The Statement includes the results of the following entities:

1. Mangalam Global (Singapore) Pte Limited ("Subsidiary")
2. Mangalam Global (UK) Limited ("Subsidiary")



Based on our review conducted and procedures performed as stated in paragraph 3 above and based on the statement provided by the Management related to subsidiary, nothing has come to our attention that causes us to believe that the accompanying Statement, prepared in accordance with the recognition and measurement principles laid down in the aforesaid Accounting Standard and other accounting principles generally accepted in India, has not disclosed the information required to be disclosed in terms of Regulation 33 of the SEBI (Listing Obligations and Disclosure Requirements) Regulations, 2015, as amended, including the manner in which it is to be disclosed, or that it contains any material misstatement.

The accompanying Statement includes the unaudited interim financial results/ financial information in respect of:


- a) One subsidiary, located in Singapore, which has not been reviewed by us, whose interim financial results reflect total revenue of Rs. 2,843.61 Lakhs, total profit after tax of Rs. 70.07 Lakhs and total comprehensive income of Rs. (67.99) Lakhs for the quarter ended 30 September 2023, as considered in the Statement. These interim financial results have been reviewed by the subsidiary's independent auditors under generally accepted auditing standards applicable in the respective country and their review report has been furnished to us by the Management, and our conclusion in so far as it relates to the amounts and disclosures included in respect of this subsidiary is based solely on the reports of such auditors and the procedures performed by us as stated in paragraph 3 above.
- b) One subsidiary, located in United Kingdom, which has not been reviewed, whose interim financial information reflect total revenue of Rs. NIL, total net profit after tax of Rs. NIL and total comprehensive income of Rs. NIL for the quarter ended 30 September 2023, as considered in the Statement. Our conclusion opinion, in so far as it relates to the amounts and disclosures included in respect of aforesaid subsidiary, is based solely on unaudited financial information and the procedures performed by us as stated in paragraph 3 above. According to the information and explanations given to us by the Management, this financial information is not material to the Group.



Our conclusion on the statement is not modified in respect of the above matters.

In case of aforesaid subsidiaries located outside India, the interim financial results/ financial information have been prepared in accordance with the accounting principles generally accepted in their respective countries. The Parent Company's management has converted the financial results/ financial information of such subsidiaries located outside India from accounting principles generally accepted in their respective countries to accounting principles generally accepted in India. We have reviewed these conversion adjustments made by the Parent Company's Management. Our conclusion on the Statement, in so far as it relates to the financial results/ financial information of such subsidiaries located outside India is based on the review report of other auditors and the conversion adjustments prepared by the Holding Company's Management and reviewed by us.

For, Keyur Shah & Co.
Chartered Accountants
F.R.No. 141173W



Keyur Shah
Proprietor
M. No. 153774
UDIN: -23153774BGWMBC9118



Date: - 06th November, 2023
Place: - Ahmedabad