

MGEL/CS/NSE/2022-23/49

Date: November 2, 2022

To,  
Listing Compliance Department  
National Stock Exchange of India Limited  
Exchange Plaza, C-1, Block-G,  
Bandra Kurla Complex, Bandra,  
Mumbai-400 051, Maharashtra.

Company Symbol: MGEL (EQ), ISIN: INE0APB01024

Subject: Submission of Standalone and Consolidated Unaudited Financial Results of the Company for the quarter and half year ended on September 30, 2022 along with Limited Review Reports issued by Statutory Auditors.

Dear Sir/Madam,

With reference to captioned subject and pursuant to Regulation 33(3)(d) of SEBI (Listing Obligations and Disclosure Requirements) Regulations, 2015, please find enclosed herewith Standalone and Consolidated Unaudited Financial Results of the Company for the quarter and half year ended on September 30, 2022 alongwith Limited Review Reports issued by Statutory Auditors.

Kindly take this information on your record.

Thanking You.

Yours faithfully,

For Mangalam Global Enterprise Limited



Ms. Vrunda Patel  
Company Secretary & Compliance Officer

Enclosed: A/a.

**Mangalam Global Enterprise Limited**

CIN: L24224GJ2010PLC062434

Regd. Office: 101, Mangalam Corporate House, 42, Shrimali Society, Netaji Marg, Mithakhali, Navrangpura,  
Ahmedabad-380009, Gujarat (INDIA) Tel: +91 79 61615000 (10 Lines) E mail: info@groupmangalam.com

# MANGALAM GLOBAL ENTERPRISE LIMITED

CIN : L24224GJ2010PLC062434

Registered Office: 101, Mangalam Corporate House, 42, Shrimali Society, Netaji Marg, Mithakhali, Navrangpura, Ahmedabad-380009, Gujarat (India)  
Email: info@groupmangalam.com Contact: +91 79 6161 5000 Website: www.groupmangalam.com

## Standalone Financial Results for the Quarter / Half Year Ended 30th September, 2022

Sr. No.	Particulars	Rs. In Lakhs (Unless Otherwise Stated)					
		Quarter Ended			Half Year Ended		Year Ended
		30-09-2022	30-06-2022	30-09-2021	30-09-2022	30-09-2021	31-03-2022
		Un-Audited	Un-Audited	Un-Audited	Un-Audited	Un-Audited	Audited
I	Income						
	a) Revenue from Operations	16,682.69	23,813.25	15,312.90	40,495.94	39,659.32	1,18,876.20
	b) Other Income (Refer Note No. 7)	1,059.26	565.14	220.87	1,624.40	414.93	817.51
	Total Income	17,741.95	24,378.39	15,533.77	42,120.34	40,074.25	1,19,693.71
II	Expenses						
	a) Cost of Materials Consumed	2,651.69	11,874.07	10,936.74	14,525.76	26,107.84	71,204.17
	b) Purchase of Stock-In-Trade	12,670.85	11,350.95	4,705.67	24,021.80	14,146.18	45,120.90
	c) Changes in Inventories of Finished Goods, Work-In-Progress and Stock-In-Trade	944.01	(247.35)	(1,048.43)	696.66	(2,220.06)	(2,607.99)
	d) Employee Benefit Expense	161.35	159.73	207.84	321.08	377.30	656.83
	e) Finance Costs	289.58	244.09	218.85	533.67	437.47	926.62
	f) Depreciation and Amortisation Expense	72.96	71.74	85.38	144.70	144.21	311.30
	g) Other Expenses	562.75	1,298.24	589.64	1,860.99	1,261.68	3,560.78
	Total Expenses	17,353.19	24,751.47	15,695.69	42,104.66	40,254.62	1,19,172.61
III	Profit / (Loss) Before Exceptional Item & Tax (I-II)	388.76	(373.08)	(161.92)	15.68	(180.37)	521.10
IV	Exceptional Items	-	-	-	-	-	0.13
V	Profit / (Loss) Before Tax (After Exceptional Items) (III-IV)	388.76	(373.08)	(161.92)	15.68	(180.37)	520.97
VI	Tax Expense						
	a) Current Tax	33.51	-	(2.55)	33.51	-	188.00
	b) Deferred Tax	67.70	(93.56)	(39.97)	(25.86)	(45.67)	(42.68)
	c) Income Tax (Prior Period)	-	-	-	-	-	(15.63)
	Total Tax Expense	101.21	(93.56)	(42.52)	7.65	(45.67)	129.69
VII	Net Profit / (Loss) After Tax for the Period (V-VI)	287.55	(279.52)	(119.40)	8.03	(134.70)	391.28
VIII	Other Comprehensive Income / (Loss)						
	Items that will not be Reclassified to Profit & Loss (Net of Tax)	3.96	8.84	0.15	12.80	3.88	7.07
	Items that will be Reclassified to Profit & Loss (Net of Tax)	3.03	(7.63)	5.56	(4.60)	-	3.51
	Total Other Comprehensive Income / (Loss) (After Tax)	6.99	1.21	5.71	8.20	3.88	10.58
IX	Total Comprehensive Income / (Loss) After Tax for the Period (VII + VIII)	294.54	(278.31)	(113.69)	16.23	(130.82)	401.86
X	Details of Equity Share Capital						
	Paid-Up Equity Share Capital	2,602.36	2,602.36	2,508.61	2,602.36	2,508.61	2,602.36
	Face Value of Equity Share Capital (Per Share)	Rs 2/-	Rs 2/-	Rs 2/-	Rs 2/-	Rs 2/-	Rs 2/-
XI	Other Equity						5,271.06
XII	Earnings Per Share						
	Earnings Per Share (Not Annualised for Quarter/ Half Year / Year / Period Ended)						
	Basic (In Rs.)	0.22	(0.21)	(0.10)	0.01	(0.11)	0.32
	Diluted (In Rs.)	0.21	(0.20)	(0.10)	0.01	(0.11)	0.31

See Accompanying Notes to the Financial Results



*Chanakya*

# MANGALAM GLOBAL ENTERPRISE LIMITED

CIN : L24224GJ2010PLC062434

Registered Office: 101, Mangalam Corporate House, 42, Shrimali Society, Netaji Marg, Mithakhali, Navrangpura, Ahmedabad-380009, Gujarat (India)

Email: info@groupmangalam.com Contact: +91 79 6161 5000 Website: www.groupmangalam.com

## Standalone Balance Sheet As At 30th September, 2022

Sr. No.	Particulars	Rs. In Lakhs (Unless Otherwise Stated)	
		As at	
		30-09-2022	31-03-2022
		Un-Audited	Audited
I	<b>ASSETS</b>		
A	<b>Non-Current Assets</b>		
	a) Property Plant & Equipment	2,578.48	1,757.84
	b) Right Of Use Asset	1,620.97	1,730.99
	c) Intangible Assets	7.67	3.22
	d) Capital Work-In-Progress	54.26	-
	e) Financial Assets		
	- Investments	1,396.78	1,784.60
	- Other Financial Assets	133.26	104.31
	f) Other Tax Assets (Net)	11.10	19.60
	g) Deferred Tax Assets (Net)	69.42	46.31
	h) Other Non-Current Assets	1,205.40	46.68
	<b>Total Non-Current Assets</b>	<b>7,077.34</b>	<b>5,493.55</b>
B	<b>Current Assets</b>		
	a) Inventories	5,082.02	11,815.15
	b) Financial Assets		
	- Trade Receivables	7,128.14	5,066.40
	- Cash and Cash Equivalents	16.76	6.55
	- Bank Balances Other than Cash and Cash Equivalents	390.65	283.92
	- Loans	354.32	-
	- Other Financial Assets	156.69	157.89
	c) Other Current Assets	4,242.82	1,183.25
	<b>Total Current Assets</b>	<b>17,371.40</b>	<b>18,513.16</b>
	<b>TOTAL ASSETS</b>	<b>24,448.74</b>	<b>24,006.71</b>
II	<b>EQUITY AND LIABILITIES</b>		
1	<b>EQUITY</b>		
	a) Equity Share Capital	2,602.36	2,602.36
	b) Other Equity	5,203.11	5,271.06
	<b>Total Equity</b>	<b>7,805.47</b>	<b>7,873.42</b>
2	<b>LIABILITIES</b>		
A	<b>Non-Current Liabilities</b>		
	a) Financial Liabilities		
	- Long Term Borrowings	1,693.17	863.92
	- Lease Liabilities	1,489.00	1,561.28
	- Other Financial Liabilities	14.20	14.20
	b) Long Term Provisions	32.04	29.14
	<b>Total Non-Current Liabilities</b>	<b>3,228.41</b>	<b>2,468.54</b>
B	<b>Current Liabilities</b>		
	a) Financial Liabilities		
	- Short Term Borrowings	12,568.98	8,895.02
	- Lease Liabilities	140.96	133.49
	- Trade Payables:		
	(i) Total Outstanding Dues of Micro Enterprise and Small Enterprise	-	-
	(ii) Total Outstanding Dues of Creditors other than Micro Enterprise and Small Enterprise	591.54	3,807.49
	- Other Financial Liabilities	75.80	802.78
	b) Short Term Provisions	13.95	12.02
	c) Other Current Liabilities	13.95	13.95
	d) Current Tax Liabilities (Net)	9.68	-
	<b>Total Current Liabilities</b>	<b>13,414.86</b>	<b>13,664.75</b>
	<b>TOTAL LIABILITIES</b>	<b>16,643.27</b>	<b>16,133.29</b>
	<b>TOTAL EQUITY AND LIABILITIES</b>	<b>24,448.74</b>	<b>24,006.71</b>

See Accompanying Notes to the Financial Results



*Chavake...*



# MANGALAM GLOBAL ENTERPRISE LIMITED

CIN : L24224GJ2010PLC062434

Registered Office: 101, Mangalam Corporate House, 42, Shrimali Society, Netaji Marg, Mithakhali, Navrangpura, Ahmedabad-380009, Gujarat (India)

Email: info@groupmangalam.com Contact: +91 79 6161 5000 Website: www.groupmangalam.com

## Standalone Cash Flow Statement for the Half Year Ended 30th September, 2022

Sr. No.	Particulars	Rs. In Lakhs (Unless Otherwise Stated)	
		Half Year Ended	
		30-09-2022	30-09-2021
		Un-Audited	Un-Audited
<b>A.</b>	<b>Cash Flow From Operating Activities</b>		
	Net Profit Before Tax as per Statement of Profit and Loss (After Exceptional Item and Tax thereon)	15.68	(180.37)
	<b>Adjustments For:</b>		
	Depreciation on Property Plant and Equipment, Right of Use Assets and Intangible Assets	144.70	144.20
	Dividend Income	(0.18)	-
	Interest Income	(50.62)	(214.02)
	Finance Costs	533.67	437.46
	Non-Cash Items	2.64	7.21
	(Gain) / Loss on Investments (Net)	(3.46)	0.52
	Unrealised Foreign Exchange (Gain) / Loss (Net)	28.68	1.97
	Allowance for Doubtful Debts	76.53	19.98
	Loss Distributed by Subsidiary (LLP)	-	38.21
	<b>Operating Profit/(Loss) before Working Capital Changes</b>	<b>747.64</b>	<b>255.16</b>
	<b>Changes In Working Capital:</b>		
	<b>Adjustments for (Increase) / Decrease in Operating Assets / Liabilities:</b>		
	(Increase) / Decrease Trade Receivables	(2,138.27)	2,111.23
	(Increase) / Decrease Inventories	6,733.12	(2,480.44)
	(Increase) / Decrease Other Financial Assets	(377.42)	147.51
	(Increase) / Decrease Other Non-Current Assets	(0.71)	(5.78)
	(Increase) / Decrease Other Current Assets	(3,059.56)	227.00
	Increase / (Decrease) Trade Payables	(3,215.93)	(276.62)
	Increase / (Decrease) Provisions	13.15	54.23
	Increase / (Decrease) Other Liabilities	(753.60)	127.98
	<b>Cash Generated from Operations</b>	<b>(2,051.58)</b>	<b>160.27</b>
	Income Taxes Paid (Net Of Refunds)	(15.33)	(89.04)
	<b>Net Cash Flow From / (Utilised In) Operating Activities (A)</b>	<b>(2,066.91)</b>	<b>71.23</b>
<b>B.</b>	<b>Cash Flow From Investing Activities</b>		
	Payments for Purchase of Property, Plant & Equipment, including capital advances	(2,076.30)	(601.35)
	(Increase) / Decrease in Lease Deposits	-	(214.20)
	Long-Term Investments in Subsidiaries / Contribution In LLP	396.00	(38.21)
	Investment in Mutual Funds	(4.71)	0.77
	Loans to Subsidiaries	-	(31.12)
	Loans to Others	-	(38.99)
	Interest Received	45.96	209.88
	Bank Balances Not Considered as Cash and Cash Equivalents	(106.73)	516.58
	Dividend Received	0.18	-
	<b>Net Cash Flow from / (Used In) Investing Activities (B)</b>	<b>(1,745.60)</b>	<b>(196.64)</b>
<b>C.</b>	<b>Cash Flow From Financing Activities</b>		
	Increase / (Decrease) in Long Term Borrowings	828.46	(104.90)
	Increase / (Decrease) in Short Term Borrowings	3,673.95	693.79
	Payment of Lease Liability	(147.00)	(176.39)
	Payment of Dividend	(84.18)	-
	Interest Paid / Finance Cost	(448.51)	(325.92)
	<b>Net Cash Flow from / (Used In) Financing Activities (C)</b>	<b>3,822.72</b>	<b>86.58</b>
<b>D.</b>	<b>Net Increase / (Decrease) in Cash and Cash Equivalents (A+B+C)</b>	<b>10.21</b>	<b>(38.83)</b>
<b>E.</b>	<b>Opening Balance of Cash and Cash Equivalents</b>	<b>6.55</b>	<b>46.66</b>
<b>F.</b>	<b>Less: Foreign Exchange (Loss) / Gain on Restatement of Foreign Currency Cash and Cash Equivalents</b>	<b>-</b>	<b>0.01</b>
<b>G.</b>	<b>Closing Balance of Cash and Cash Equivalents</b>	<b>16.76</b>	<b>7.82</b>
<b>1</b>	<b>Reconciliation of Cash and Cash Equivalents with the Balance Sheet:</b>		
	Cash and Cash Equivalents Includes	<b>16.76</b>	<b>7.82</b>
	(A) Cash on Hand	16.39	4.92
	(B) Balances with Banks		
	(i) In Current Accounts	0.37	2.90
	(ii) In Fixed Deposit Accounts	-	-
	(iii) In Cash Credit / Bank Overdraft Accounts	-	-
<b>2</b>	The Standalone Statement of Cash Flows has been Prepared in Accordance with the Indirect Method as Set Out in the Indian Accounting Standard (Ind As) - 7 - 'Statement of Cash Flows'.		



*Charakya*



**Notes - Standalone Financial Results for the  
Quarter and Half Year ended 30 September 2022**

1. The above Unaudited Standalone Financial Results of Mangalam Global Enterprise Limited (the company) for the quarter and half year ended on 30 September 2022 were reviewed and recommended by the Audit committee and approved by the Board of Directors, at their respective meeting held on 2 November 2022. These results have been subject to limited review by the Statutory Auditors.
2. The above Standalone Financial Results are prepared in accordance with the Indian Accounting Standards ("Ind AS") prescribed under Section 133 of the Companies Act, 2013 read with the Companies (Indian Accounting Standard) Rules, 2015 (as amended).
3. The Company is mainly engaged in Agro based Commodities and which is considered as only a reportable primary business segment as per Indian Accounting Standard "Operating Segment" (IndAS-108). As such, no separate disclosure for Segment Reporting is made.
4. The Board of Directors of the Company, on 29 April, 2022, had recommended a dividend of Re.1/- (Rupee One only) per share for the financial year ended 31 March 2022, which had been approved by the shareholders in the Annual General Meeting held on 25 July 2022. The company received declaration from shareholders holding 17605180 number of shares who opted to waive off their right to receive the dividend for the financial year ended 31 March 2022. Accordingly, Rs. 84.18 Lakhs (Rs. 76.07 Lakhs net of TDS) were appropriated as distribution of dividend to equity shareholders during the half year ended 30 September 2022.
5. The shareholders of the Company in their meeting held on 25 July 2022, approved sub-division/ split of 1 (one) equity share of Rs. 10/- each into 5 (five) equity shares of Rs. 2/- each resulting into 130118075 fully paid up equity shares of Rs. 2/- each. Record date for sub division of Equity shares was 19 August 2022. Accordingly, numbers of equity shares have been increased under the head of authorised share capital and paid up share capital.
6. The Hon'ble NCLT Ahmedabad has approved the resolution plan vide order dated 20 September 2022 in respect of H. M. Industrial Private Limited (HMIPL). As per approved plan submitted alongwith the composite scheme of arrangement, Steel Division of HMIPL will be demerged and vested into Mangalam Worldwide Limited and HMIPL with the rest business (i.e. Agro Business) will be amalgamated with Mangalam Global Enterprise Limited with effect from appointed date, i.e. 20 September 2022 - date of order by Hon'ble NCLT Ahmedabad. As per the approved plan, a payment of Rs. 1,100.00 Lakhs (Rs. 42.29 Lakhs within 60 days and Rs. 1057.71 Lakhs within 90 days from the date of order), out of which Rs. 325.63 Lakhs has been paid till 30 September, 2022. The payment being outstanding on 30 September 2022, no effect for the same has been considered in the financial results published for the period ended 30 September 2022.
7. Other Income includes:

(Rs. In Lakhs)

Particulars	Quarter Ended			Half Year Ended		Year Ended
	30-09-2022	30-06-2022	30-09-2021	30-09-2022	30-09-2021	31-03-2022
Compensation on Order Cancellation	494.67	479.02	88.52	973.69	91.99	167.02
Commission Income	325.07	-	-	325.07	-	-
Sundry Balances Written Off/ (Written Back)	142.26	-	-	142.26	-	-
Others	19.97	11.49	4.16	31.46	8.56	24.54

8. Previous year's/ period's figures have been regrouped/ rearranged/ reclassified wherever considered necessary.

For, Mangalam Global Enterprise Limited



*Chanakya*

Chanakya Prakash Mangal  
(Managing Director)  
DIN: 06714256

Date: 2 November 2022  
Place: Ahmedabad





# KKAK & Co

Chartered Accountants

Krishna Mansion,  
Ghee Bazar,  
Kalupur,  
Ahmedabad - 380002  
Tele.: 79 22133850  
Mobile: 9974567061  
Email: kkakco.ca@gmail.com

**Independent Auditor's Review Report on the Quarterly and Year to Date Unaudited Standalone Financial Results of the Company Pursuant to the Regulation 33 of the SEBI (Listing Obligations and Disclosure Requirements) Regulations, 2015, as amended**

To  
The Board of Directors of  
Mangalam Global Enterprise Limited

1. We have reviewed the accompanying Statement of Unaudited Standalone Financial Results of Mangalam Global Enterprise Limited (the "Company") for the quarter ended 30 September 2022 and year to date from 01 April 2022 to 30 September 2022 (the "Statement") attached herewith, being submitted by the Company pursuant to the requirements of Regulation 33 of the SEBI (Listing Obligations and Disclosure Requirements) Regulations, 2015, as amended (the "Listing Regulations").
2. This Statement, which is the responsibility of the Company's Management and approved by the Company's Board of Directors, has been prepared in accordance with the recognition and measurement principles laid down in Indian Accounting Standard 34, ("Ind AS 34") "Interim Financial Reporting", prescribed under Section 133 of the Companies Act, 2013 as amended (the "Act"), read with relevant rules issued there under and other accounting principles generally accepted in India and is in compliance with the presentation and disclosure requirements of Regulation 33 of the Listing Regulations, including relevant circulars issued by the SEBI from time to time. Our responsibility is to express a conclusion on the Statement based on our review.
3. We conducted our review of the Statement in accordance with the Standard on Review Engagements (SRE) 2410, "Review of Interim Financial Information Performed by the Independent Auditor of the Entity" issued by the Institute of Chartered Accountants of India. This standard requires that we plan and perform the review to obtain moderate assurance as to whether the Statement is free of material misstatement. A review of interim financial information consists of making inquiries, primarily of persons responsible for financial and accounting matters, and applying analytical and other review procedures. A review is substantially less in scope than an audit conducted in accordance with Standards on Auditing specified under section 143(10) of the Act, and consequently does not enable us to obtain assurance that we would become aware of all significant matters that might be identified in an audit. Accordingly, we do not express an audit opinion.
4. Based on review conducted and procedures performed as stated in paragraph 3 above, nothing has come to our attention that causes us to believe that the accompanying Statement, prepared in accordance with recognition and measurement principles laid down in Ind AS 34, prescribed under Section 133 of the Act, and other accounting principles generally accepted in India, has not disclosed the information required to be disclosed in terms of the Listing Regulations, including the manner in which it is to be disclosed, or that it contains any material misstatement.

*Kunal Kedia*

**KUNAL KEDIA**  
(M. No.: 149403), Partner  
for and on behalf of  
**K KAK & CO**  
Chartered Accountants  
FRN: 148674W  
UDIN: 22149403BBUNEQ5188



Ahmedabad; 02 November 2022



# MANGALAM GLOBAL ENTERPRISE LIMITED

CIN : L24224GJ2010PLC062434

Registered Office: 101, Mangalam Corporate House, 42, Shrimali Society, Netaji Marg, Mithakhali, Navrangpura, Ahmedabad-380009, Gujarat (India)

Email: info@groupmangalam.com Contact: +91 79 6161 5000 Website: www.groupmangalam.com

## Consolidated Financial Results for the Half Ended 30th September, 2022

Sr. No.	Particulars	Rs. In Lakhs (Unless Otherwise Stated)					
		Quarter Ended			Half Year Ended		Year Ended
		30-09-2022	30-06-2022	30-09-2021	30-09-2022	30-09-2021	31-03-2022
		Un-Audited	Un-Audited	Un-Audited	Un-Audited	Un-Audited	Audited
I	<b>Income</b>						
	a) Revenue from Operations	22,117.34	28,465.66	17,044.65	50,583.00	42,696.23	1,27,727.63
	b) Other Income (Refer Note No. 6)	1,046.50	555.66	191.58	1,602.16	345.32	594.40
	<b>Total Income</b>	<b>23,163.84</b>	<b>29,021.32</b>	<b>17,236.23</b>	<b>52,185.16</b>	<b>43,041.55</b>	<b>1,28,322.03</b>
II	<b>Expenses</b>						
	a) Cost of Materials Consumed	5,073.55	14,289.05	9,887.43	19,362.60	23,742.27	68,435.50
	b) Purchase of Stock-In-Trade	14,613.43	11,675.53	7,489.43	26,288.96	19,519.04	56,553.18
	c) Changes in Inventories of Finished Goods, Work-In-Progress and Stock-In-Trade	1,860.47	1,485.85	(1,067.77)	3,346.32	(2,229.08)	(2,625.77)
	d) Employee Benefit Expense	172.91	169.07	218.81	341.98	398.92	705.21
	e) Finance Costs	325.42	265.18	250.47	590.60	510.22	1,054.31
	f) Depreciation and Amortisation Expense	74.38	71.77	104.23	146.15	182.00	375.45
	g) Other Expenses	500.43	1,450.10	587.21	1,950.54	1,236.71	3,644.49
	<b>Total Expenses</b>	<b>22,620.59</b>	<b>29,406.55</b>	<b>17,469.81</b>	<b>52,027.15</b>	<b>43,360.08</b>	<b>1,28,142.37</b>
III	<b>Profit / (Loss) Before Exceptional Item &amp; Tax (I-II)</b>	<b>543.25</b>	<b>(385.23)</b>	<b>(233.58)</b>	<b>158.01</b>	<b>(318.53)</b>	<b>179.66</b>
IV	<b>Exceptional Items</b>	-	(51.28)	-	(51.28)	-	270.24
V	<b>Profit / (Loss) Before Tax (After Exceptional Items) (III+IV)</b>	<b>543.25</b>	<b>(436.51)</b>	<b>(233.58)</b>	<b>106.73</b>	<b>(318.53)</b>	<b>449.90</b>
VI	<b>Tax Expense</b>						
	a) Current Tax	33.51	-	(2.55)	33.51	-	195.87
	b) Deferred Tax	67.70	(93.56)	(55.00)	(25.86)	(75.90)	(91.66)
	c) Income Tax (Prior Period)	0.02	-	0.12	0.02	(0.14)	(15.77)
	<b>Total Tax Expense</b>	<b>101.23</b>	<b>(93.56)</b>	<b>(57.43)</b>	<b>7.67</b>	<b>(76.04)</b>	<b>88.44</b>
VII	<b>Net Profit / (Loss) After Tax for the Period (V-VI)</b>	<b>442.02</b>	<b>(342.95)</b>	<b>(176.15)</b>	<b>99.06</b>	<b>(242.49)</b>	<b>361.46</b>
VIII	<b>Other Comprehensive Income / (Loss)</b>						
	Items that will not be Reclassified to Profit & Loss (Net of Tax)	78.60	57.00	(3.17)	135.60	(6.60)	44.66
	Items that will be Reclassified to Profit & Loss (Net of Tax)	3.03	(7.63)	5.56	(4.60)	-	3.51
	<b>Total Other Comprehensive Income / (Loss) (After Tax)</b>	<b>81.63</b>	<b>49.37</b>	<b>2.39</b>	<b>131.00</b>	<b>(6.60)</b>	<b>48.17</b>
IX	<b>Total Comprehensive Income / (Loss) After Tax for the Period (VII + VIII)</b>	<b>523.65</b>	<b>(293.58)</b>	<b>(173.76)</b>	<b>230.06</b>	<b>(249.09)</b>	<b>409.63</b>
X	<b>Net Profit / (Loss) After Tax for the Period Attributable to:</b>						
	- Owners of the Company	442.02	(342.95)	(155.15)	99.06	(200.25)	430.29
	- Non-Controlling Interests	-	-	(21.00)	-	(42.24)	(68.83)
		<b>442.02</b>	<b>(342.95)</b>	<b>(176.15)</b>	<b>99.06</b>	<b>(242.49)</b>	<b>361.46</b>
XI	<b>Other Comprehensive Income / (Loss) (After Tax) Attributable to:</b>						
	- Owners of the Company	81.63	49.37	2.39	131.00	(6.60)	48.17
	- Non-Controlling Interests	-	-	-	-	-	-
		<b>81.63</b>	<b>49.37</b>	<b>2.39</b>	<b>131.00</b>	<b>(6.60)</b>	<b>48.17</b>
XII	<b>Total Comprehensive Income / (Loss) After Tax for the Period Attributable to:</b>						
	- Owners of the Company	523.65	(293.58)	(152.76)	230.06	(206.85)	478.46
	- Non-Controlling Interests	-	-	(21.00)	-	(42.24)	(68.83)
		<b>523.65</b>	<b>(293.58)</b>	<b>(173.76)</b>	<b>230.06</b>	<b>(249.09)</b>	<b>409.63</b>
XIII	<b>Details of Equity Share Capital</b>						
	Paid-Up Equity Share Capital	2,602.36	2,602.36	2,508.61	2,602.36	2,508.61	2,602.36
	Face Value of Equity Share Capital (Per Share)	Rs 2/-	Rs 2/-	Rs 2/-	Rs 2/-	Rs 2/-	Rs 2/-
XIV	<b>Other Equity</b>						
	Earnings Per Share						
XV	Earnings Per Share (Not Annualised for Quarter/ Half Year / Year / Period Ended)						
	Basic (In Rs.)	0.34	(0.26)	(0.01)	0.08	(0.19)	0.29
	Diluted (In Rs.)	0.31	(0.24)	(0.01)	0.07	(0.19)	0.28

See Accompanying Notes to the Financial Results



*Charakya*



# MANGALAM GLOBAL ENTERPRISE LIMITED

CIN : L24224GJ2010PLC062434

Registered Office: 101, Mangalam Corporate House, 42, Shrimali Society, Netaji Marg, Mithakhali, Navrangpura, Ahmedabad-380009, Gujarat (India) Email: info@groupmangalam.com Contact: +91 79 6161 5000 Website: www.groupmangalam.com

## Consolidated Balance Sheet As At 30th September, 2022

Sr. No.	Particulars	Rs. In Lakhs (Unless Otherwise Stated)	
		As at	
		30-09-2022	31-03-2022
		Un-Audited	Audited
I	<b>ASSETS</b>		
A	<b>Non-Current Assets</b>		
	a) Property Plant & Equipment	3,379.80	2,043.13
	b) Right Of Use Assets	1,620.97	1,730.99
	c) Intangible Assets	7.67	3.22
	d) Capital Work-In-Progress	54.26	-
	e) Goodwill on Consolidation		
	f) Financial Assets		
	- Investments	305.85	297.67
	- Other Financial Assets	136.23	115.99
	g) Other Tax Assets (Net)	11.10	18.72
	h) Deferred Tax Assets (Net)	69.29	46.31
	i) Other Non-Current Assets	1,205.53	46.80
	<b>Total Non-Current Assets</b>	<b>6,790.70</b>	<b>4,302.83</b>
B	<b>Current Assets</b>		
	a) Inventories	5,082.02	11,824.36
	b) Financial Assets		
	- Trade Receivables	11,484.67	7,881.74
	- Cash and Cash Equivalents	182.87	179.73
	- Bank Balances other than Cash and Cash Equivalents	856.18	1,434.97
	- Loans	354.32	38.15
	- Other Financial Assets	156.69	185.41
	c) Other Current Assets	5,077.75	1,242.08
	<b>Total Current Assets</b>	<b>23,194.50</b>	<b>22,786.44</b>
	<b>TOTAL ASSETS</b>	<b>29,985.20</b>	<b>27,089.27</b>
II	<b>EQUITY AND LIABILITIES</b>		
1	<b>EQUITY</b>		
	a) Equity Share Capital	2,602.36	2,602.36
	b) Other Equity - Attributable to Owners of the Company	5,502.04	5,360.43
	c) Non-Controlling Interest	-	4.01
	<b>Total Equity</b>	<b>8,104.40</b>	<b>7,966.80</b>
2	<b>LIABILITIES</b>		
A	<b>Non-Current Liabilities</b>		
	a) Financial Liabilities		
	- Long Term Borrowings	1,693.17	865.92
	- Lease Liabilities	1,489.00	1,561.28
	- Other Financial Liabilities	23.71	14.20
	b) Long Term Provisions	32.04	29.14
	c) Deferred Tax Liabilities (Net)	-	0.12
	<b>Total Non-Current Liabilities</b>	<b>3,237.92</b>	<b>2,470.66</b>
B	<b>Current Liabilities</b>		
	a) Financial Liabilities		
	- Short Term Borrowings	16,026.06	11,127.78
	- Lease Liabilities	140.96	133.49
	- Trade Payables:		
	(i) Total Outstanding Dues of Micro Enterprise and Small Enterprise	-	-
	(ii) Total Outstanding Dues of Creditors other than Micro Enterprise and Small Enterprise	2,117.56	4,286.24
	- Other Financial Liabilities	320.72	1,089.28
	b) Short Term Provisions	13.95	12.02
	c) Other Current Liabilities	13.95	-
	d) Current Tax Liabilities (Net)	9.68	3.00
	<b>Total Current Liabilities</b>	<b>18,642.88</b>	<b>16,651.81</b>
	<b>TOTAL LIABILITIES</b>	<b>21,880.80</b>	<b>19,122.47</b>
	<b>TOTAL EQUITY AND LIABILITIES</b>	<b>29,985.20</b>	<b>27,089.27</b>

See Accompanying Notes to the Financial Results



*Chenaky*

# MANGALAM GLOBAL ENTERPRISE LIMITED

CIN : L24224GJ2010PLC062434

Registered Office: 101, Mangalam Corporate House, 42, Shrimali Society, Netaji Marg, Mithakhali, Navrangpura, Ahmedabad-380009, Gujarat (India)

Email: info@groupmangalam.com Contact: +91 79 6161 5000 Website: www.groupmangalam.com

## Consolidated Cash Flow Statement for the Half Year Ended 30th September, 2022

Sr. No.	Particulars	Rs. In Lakhs (Unless Otherwise Stated)	
		Half Year Ended	
		30-09-2022	30-09-2021
		Un-Audited	Un-Audited
<b>A.</b>	<b>CASH FLOW FROM OPERATING ACTIVITIES</b>		
	Net Profit Before Tax as per Statement of Profit and Loss (After Exceptional Item and Tax thereon)	158.01	(318.53)
	<b>Adjustments For:</b>		
	Depreciation on Property Plant and Equipment, Right of Use Assets and Intangible Assets	146.15	182.00
	Dividend Income	(0.18)	(4.50)
	Interest Income	(54.00)	(173.15)
	Finance Costs	590.60	510.22
	Non-Cash Items	2.64	44.22
	(Gain) / Loss on Investments (Net)	(54.74)	(0.52)
	Unrealised Foreign Exchange (Gain) / Loss (Net)	28.68	1.97
	Foreign Currency Translation Reserve	135.60	10.32
	Allowance for Expected Credit Losses	64.69	20.89
	<b>Operating Profit/(Loss) Before Working Capital Changes</b>	<b>1,017.45</b>	<b>272.92</b>
	<b>Changes in Working Capital:</b>		
	<b>Adjustments for (Increase) / Decrease in Operating Assets:</b>		
	(Increase) / Decrease Trade Receivables	(3,666.03)	4,881.37
	(Increase) / Decrease Inventories	6,742.33	(2,489.45)
	(Increase) / Decrease Other Financial Assets	(303.03)	117.34
	(Increase) / Decrease Other Non-Current Assets	(1.71)	(4.41)
	(Increase) / Decrease Other Current assets	(3,835.68)	268.94
	Increase / (Decrease) Trade Payables	(2,168.69)	(739.03)
	Increase / (Decrease) Provisions	(3.96)	45.25
	Increase / (Decrease) Other Liabilities	(773.00)	(15.24)
	<b>Cash Generated from Operations</b>	<b>(2,992.32)</b>	<b>2,337.69</b>
	Income Taxes Paid (Net of Refunds)	(19.21)	(98.36)
	<b>Net Cash Flow From / (Utilised In) Operating Activities (A)</b>	<b>(3,011.53)</b>	<b>2,239.33</b>
<b>B.</b>	<b>CASH FLOW FROM INVESTING ACTIVITIES</b>		
	Capital Expenditure on Property, Plant & Equipment, Including Capital Advances	(2,592.79)	(615.53)
	(Increase) / Decrease in Lease Deposits	-	(214.20)
	Long-Term Investments in Subsidiaries / Contribution in LLP	51.28	-
	Loss Distributed from Subsidiary (LLP)	(55.54)	-
	Investment in Mutual Funds	(4.71)	1.80
	Loans to Others	-	(38.99)
	Interest Received	49.34	169.59
	Bank Balances not Considered as Cash and Cash Equivalents	578.80	506.79
	Dividend Received	0.18	4.50
<b>C.</b>	<b>Net Cash Flow From / (Used In) Investing Activities (B)</b>	<b>(1,973.44)</b>	<b>(186.04)</b>
	<b>CASH FLOW FROM FINANCING ACTIVITIES</b>		
	Increase / (Decrease) in Long Term Borrowings	821.92	(239.41)
	Increase / (Decrease) in Short Term Borrowings	4,902.81	(729.44)
	Payment of Lease Liability	(147.00)	(110.18)
	Payment of Dividend	(84.18)	-
	Interest Paid / Finance Cost	(505.44)	(429.12)
	<b>Net Cash Flow From / (Used In) Financing Activities (C)</b>	<b>4,988.11</b>	<b>(1,508.15)</b>
<b>D.</b>	<b>Net Increase / (Decrease) in Cash and Cash Equivalents (A+B+C)</b>	<b>3.14</b>	<b>545.14</b>
<b>E.</b>	<b>Opening Balance of Cash and Cash Equivalents</b>	<b>179.73</b>	<b>326.63</b>
<b>F.</b>	<b>Less: Foreign Exchange (Loss) / Gain on Restatement of Foreign Currency Cash and Cash Equivalents</b>	<b>-</b>	<b>0.01</b>
<b>G.</b>	<b>Closing Balance of Cash and Cash Equivalents</b>	<b>182.87</b>	<b>871.76</b>
<b>1</b>	<b>Reconciliation of Cash and Cash Equivalents with the Balance Sheet:</b>		
	<b>Cash and Cash Equivalents Includes</b>	<b>182.87</b>	<b>871.76</b>
	(a) Cash on Hand	16.67	80.82
	(b) Balances with Banks		
	(i) In Current Accounts	166.20	790.94
	(ii) In Fixed Deposit Accounts	-	-
	(iii) In Cash Credit / Bank Overdraft accounts	-	-
<b>2</b>	The Consolidate Statement of Cash Flows has been Prepared in Accordance with the Indirect Method as Set Out in the Indian Accounting Standard (Ind AS) - 7 - 'Statement of Cash Flows'.		



*Charanaka...*

**Notes - Consolidated Financial Results for the  
Quarter and Half Year ended 30 September 2022**

1. The above Unaudited Consolidated Financial Results (Consolidated Statement) of Mangalam Global Enterprise Limited (the "Holding Company") and its subsidiaries (together referred as the "Group") for the quarter and half year ended on 30 September 2022 were reviewed and recommended by the Audit committee and approved by the Board of Directors, at their respective meeting held on 2 November 2022. These results have been subject to limit review by the Statutory Auditors.

2. **List of Entities Consolidated in the Statement:**

Name of the Subsidiary Companies	Status
Mangalam Global (Singapore) Pte. Ltd.	Wholly Owned Subsidiary
Mangalam Global (UK) Limited	Wholly Owned Subsidiary

3. The above Consolidated Financial Results are prepared in accordance with the Indian Accounting Standards ("Ind AS") prescribed under section 133 of the Companies Act, 2013 read with the Companies (Indian Accounting Standard) Rules, 2015 (as amended).
4. The comparative figures for the previous periods are not comparable with that of the current quarter, due to following:

**Divestment / Liquidation of subsidiaries:**

Sr. No.	Name of Entity	Nature of Entity	With effect from
1	Rajgor Castor Derivatives Private Limited (formerly known as Hindprakash Castor Derivatives Private Limited)	Subsidiary	01 <sup>st</sup> January, 2022
2	Farpoint Enterprise LLP	Subsidiary	01 <sup>st</sup> April, 2022

5. Segment Reporting is attached herewith.

6. Other income includes:

Particulars	Quarter Ended			Half Year Ended		Year Ended
	30-09-2022	30-06-2022	30-09-2021	30-09-2022	30-09-2021	31-03-2022
Compensation on Order Cancellation	494.67	479.02	88.52	973.69	91.99	167.02
Commission Income	325.07	-	-	325.07	-	-
Sundry Balances Written Off / (Written Back)	142.40	-	-	142.40	0.03	-
Others	20.03	11.73	4.16	31.75	9.26	25.37

7. Previous year's/ period's figures have been regrouped/ rearranged/ reclassified wherever considered necessary.

For, Mangalam Global Enterprise Limited



*Chanakya*

Chanakya Prakash Mangal  
(Managing Director)  
DIN: 06714256

Date: 2 November 2022  
Place: Ahmedabad



**MANGALAM GLOBAL ENTERPRISE LIMITED**
**Consolidated Segment Reporting**

(Rs. In Lakhs)

Sr. No	Segments	Quarter Ended			Half Year Ended		Year Ended
		30-09-2022	30-06-2022	30-09-2021	30-09-2022	30-09-2021	31-03-2022
		Un-Audited	Un-Audited	Un-Audited	Un-Audited	Un-Audited	Audited
1	<b>Segment Revenue</b>						
	Indian Operations	16,682.69	23,813.25	15,315.10	40,495.94	39,662.58	1,19,014.58
	Foreign Operations	5,434.65	4,652.41	1,855.70	10,087.06	3,413.71	9,754.83
	Less: Inter Segment Revenue	-	-	(126.15)	-	(380.06)	(1,041.78)
	<b>Total Segment Revenue (Revenue from Operations)</b>	<b>22,117.34</b>	<b>28,465.66</b>	<b>17,044.65</b>	<b>50,583.00</b>	<b>42,696.23</b>	<b>1,27,727.63</b>
2	<b>Segment Results</b>						
	Indian Operations	388.76	(424.36)	(215.57)	(35.60)	(289.93)	515.19
	Foreign Operations	154.49	(12.15)	(18.01)	142.33	(28.60)	(65.29)
	<b>Total Segment Results (PBT)</b>	<b>543.25</b>	<b>(436.51)</b>	<b>(233.58)</b>	<b>106.73</b>	<b>(318.53)</b>	<b>449.90</b>
3	<b>Segment Assets</b>						
	Indian Operations	-	-	-	24,448.74	19,678.45	24,010.15
	Foreign Operations	-	-	-	6,712.97	3,054.22	4,437.53
	Less: Inter Segment Assets	-	-	-	(1,176.51)	(797.62)	(1,358.41)
	<b>Total Segment Assets</b>	<b>-</b>	<b>-</b>	<b>-</b>	<b>29,985.20</b>	<b>21,935.05</b>	<b>27,089.27</b>
4	<b>Segment Liabilities</b>						
	Indian Operations	-	-	-	16,643.27	13,068.11	16,132.75
	Foreign Operations	-	-	-	5,324.36	2,232.52	3,263.63
	Less: Inter Segment Liabilities	-	-	-	(86.83)	(82.60)	(273.91)
	<b>Total Segment Liabilities</b>	<b>-</b>	<b>-</b>	<b>-</b>	<b>21,880.80</b>	<b>15,218.03</b>	<b>19,122.47</b>


*Chenakya...*





# KKAK & Co


Chartered Accountants

Krishna Mansion,  
Ghee Bazar,  
Kalupur,  
Ahmedabad - 380002  
Tele.: 79 22133850  
Mobile: 9974567061  
Email: kkakco.ca@gmail.com

**Independent Auditor's Review Report on the Quarterly and Year to Date Unaudited Consolidated Financial Results of the Company Pursuant to the Regulation 33 of the SEBI (Listing Obligations and Disclosure Requirements) Regulations, 2015, as amended**

To  
The Board of Directors of  
Mangalam Global Enterprise Limited

1. We have reviewed the accompanying Statement of Unaudited Consolidated Financial Results of Mangalam Global Enterprise Limited (the "Holding Company") and its subsidiaries (the Holding Company and its subsidiaries together referred to as "the Group") for the quarter ended 30 September 2022 and year to date from 01 April 2022 to 30 September 2022 (the "Statement") attached herewith, being submitted by the Holding Company pursuant to the requirements of Regulation 33 of the SEBI (Listing Obligations and Disclosure Requirements) Regulations, 2015, as amended (the "Listing Regulations").
  2. This Statement which is the responsibility of the Holding Company's Management and approved by the Holding Company's Board of Directors, has been prepared in accordance with the recognition and measurement principles laid down in Indian Accounting Standard 34, ("Ind AS 34") "Interim Financial Reporting", prescribed under Section 133 of the Companies Act, 2013 as amended (the "Act"), read with relevant rules issued there under and other accounting principles generally accepted in India and is in compliance with the presentation and disclosure requirements of Regulation 33 of the Listing Regulations, including relevant circulars issued by the SEBI from time to time. Our responsibility is to express a conclusion on the Statement based on our review.
  3. We conducted our review of the Statement in accordance with the Standard on Review Engagements (SRE) 2410, "Review of Interim Financial Information Performed by the Independent Auditor of the Entity" issued by the Institute of Chartered Accountants of India. This standard requires that we plan and perform the review to obtain moderate assurance as to whether the Statement is free of material misstatement. A review of interim financial information consists of making inquiries, primarily of persons responsible for financial and accounting matters, and applying analytical and other review procedures. A review is substantially less in scope than an audit conducted in accordance with Standards on Auditing specified under section 143(10) of the Act and consequently does not enable us to obtain assurance that we would become aware of all significant matters that might be identified in an audit. Accordingly, we do not express an audit opinion.
- We also performed procedures in accordance with the Circular No. CIR/CFD/CMD1/44/2019 dated 29 March 2019 issued by the SEBI under Regulation 33(8) of the Listing Regulations, to the extent applicable.
4. The Statement includes the results of the following subsidiaries:
    - (a) Mangalam Global (Singapore) Pte. Ltd.
    - (b) Mangalam Global (UK) Limited
  5. Based on our review conducted and procedures performed as stated in paragraph 3 above, nothing has come to our attention that causes us to believe that the accompanying Statement, prepared in accordance with recognition and measurement principles laid down in the aforesaid Ind AS 34, prescribed under Section 33 of the Act, and other accounting principles generally accepted in India, has not disclosed the information required to be disclosed in terms of the Listing Regulations, including the manner in which it is to be disclosed, or that it contains any material misstatement.



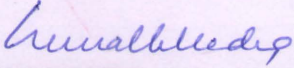


6. The accompanying Statement includes the unaudited interim financial results/ financial information in respect of:

- a) One subsidiary, located in Singapore, which has not been reviewed by us, whose interim financial results reflect total assets of Rs. 6,712.97 Lakhs as at 30 September 2022, total revenue of Rs. 5,433.99 Lakhs and Rs. 10,088.54 Lakhs, total net profit after tax of Rs. 154.47 Lakhs and Rs. 142.31 Lakhs, and total comprehensive income of Rs. 174.35 Lakhs and Rs. 263.87 Lakhs for the quarter ended 30 September 2022 and year to date from 01 April 2022 to 30 September 2022 respectively and net cash outflow of Rs. 6.38 Lakhs for year to date from 01 April 2022 to 30 September 2022 as considered in the Statement. These interim financial results have been reviewed by the subsidiary's independent auditors under generally accepted auditing standards applicable in the respective country and their review report has been furnished to us by the Management, and our conclusion in so far as it relates to the amounts and disclosures included in respect of this subsidiary is based solely on the reports of such auditors and the procedures performed by us as stated in paragraph 3 above.
- b) One subsidiary, located in United Kingdom, which has not been reviewed, whose interim financial information reflect total assets of Rs. 0.13 Lakhs as at 30 September 2022, total revenue of Rs. Nil and Rs. Nil, total net profit/ loss after tax of Rs. Nil and Rs. Nil and total comprehensive income/ loss of Rs. Nil and Rs. Nil for the quarter ended 30 September 2022 and year to date from 01 April 2022 to 30 September 2022 respectively and net cash outflow of Rs. Nil for the year to date from 01 April 2022 to 30 September 2022 as considered in the Statement. Our conclusion opinion, in so far as it relates to the amounts and disclosures included in respect of aforesaid subsidiary, is based solely on unaudited financial information and the procedures performed by us as stated in paragraph 3 above. According to the information and explanations given to us by the Management, this financial information is not material to the Group.

Our conclusion on the Statement is not modified in respect of the above matter with respect to our reliance on the financial information certified by the Board of Directors.

In case of aforesaid subsidiaries located outside India, the interim financial results/ financial information have been prepared in accordance with the accounting principles generally accepted in their respective countries. The Holding Company's management has converted the financial results/ financial information of such subsidiaries located outside India from accounting principles generally accepted in their respective countries to accounting principles generally accepted in India. We have reviewed these conversion adjustments made by the Holding Company's Management. Our conclusion on the Statement, in so far as it relates to the financial results/ financial information of such subsidiaries located outside India is based on the review report of other auditors and the conversion adjustments prepared by the Holding Company's Management and reviewed by us.

  
**KUNAL KEDIA**


(M. No.: 149403), Partner  
for and on behalf of

**K K A K & CO**

Chartered Accountants

FRN: 148674W

UDIN: 22149403BBUNVZ3552



Ahmedabad; 02 November 2022